

Scaled data based on original data using
LM-79-08 Approved Method: Electrical and Photometric Measurements of Solid-
State Lighting Products

Test Report Prepared for
Cooper Lighting Solutions
(formerly Eaton)

Brand: STREETWORKS

Report Number: P653749

Luminaire Tested: **GLAN-SA3A-840-U-5WQ-GRSBK**

Issue Date: 5/27/2021

Test Information

Test Method: LM-79-08
Report Number: P653749
TEST IS SCALED FROM IESNA LM-79-08 TEST DATA (G3-2011-057-1)
Test Lab: INNOVATION CENTER
Issue Date: 5/27/2021
Manufacturer: COOPER LIGHTING SOLUTIONS (FORMERLY EATON)
Product Line: STREETWORKS
Catalog Number: GLAN-SA3A-840-U-5WQ-GRSBK
Description: GALLEON AREA AND ROADWAY LUMINAIRE
(3) 80 CRI, 4000K, 615mA LIGHTSQUARES WITH 16 LEDS EACH AND TYPE V WIDE OPTICS WITH BLACK GLARE REDUCTION SHIELD
Light Source: -
Ballast/Driver: ELECTRONIC DRIVER

Summary

Lumens per Lamp: N/A
Luminaire Lumens: 5988.8 lumens
Efficiency: N/A
Efficacy: 64.4 lumens/watt
Luminous Opening: Rectangular (W 1' x L: 1' x H: 0')
IES Classification: Type V - Short
BUG Rating: B2 - U0 - G0

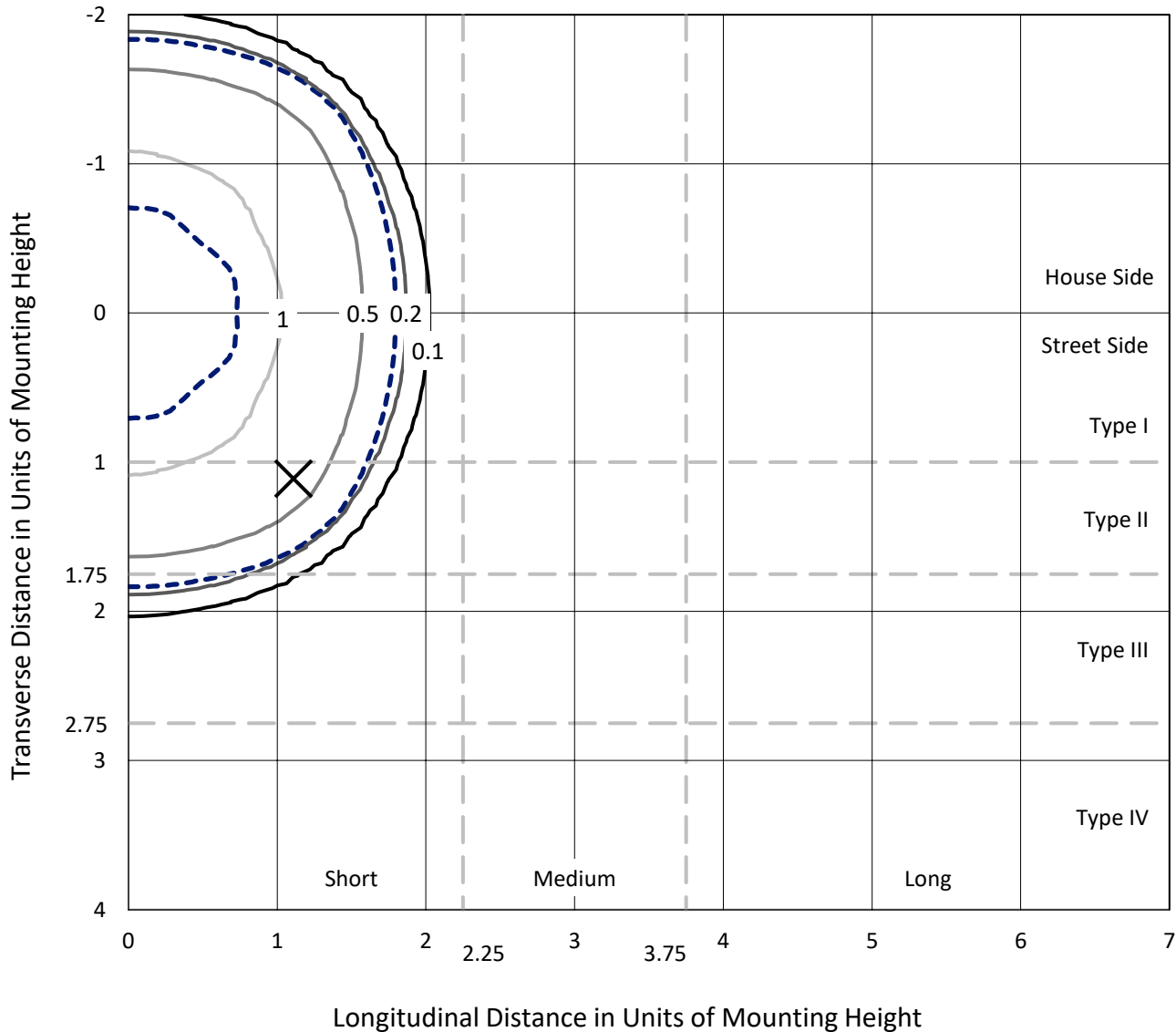
Input Watts (W): 93
Input Voltage (V): NR
Input Current (Ain): NR
Voltage Rise (V): NR
Power Factor: NR
Total Harmonic Distortion (THDi): NR
Frequency (hertz): 60
Stabilization Time: NR
Operation Time: NR
Ambient Temperature (°C): NR
Test Distance: 24 FT



REPORT NUMBER: P653749
 CATALOG NUMBER: GLAN-SA3A-840-U-5WQ-GRSBK

Iso-Footcandle Lines of Horizontal Illumination

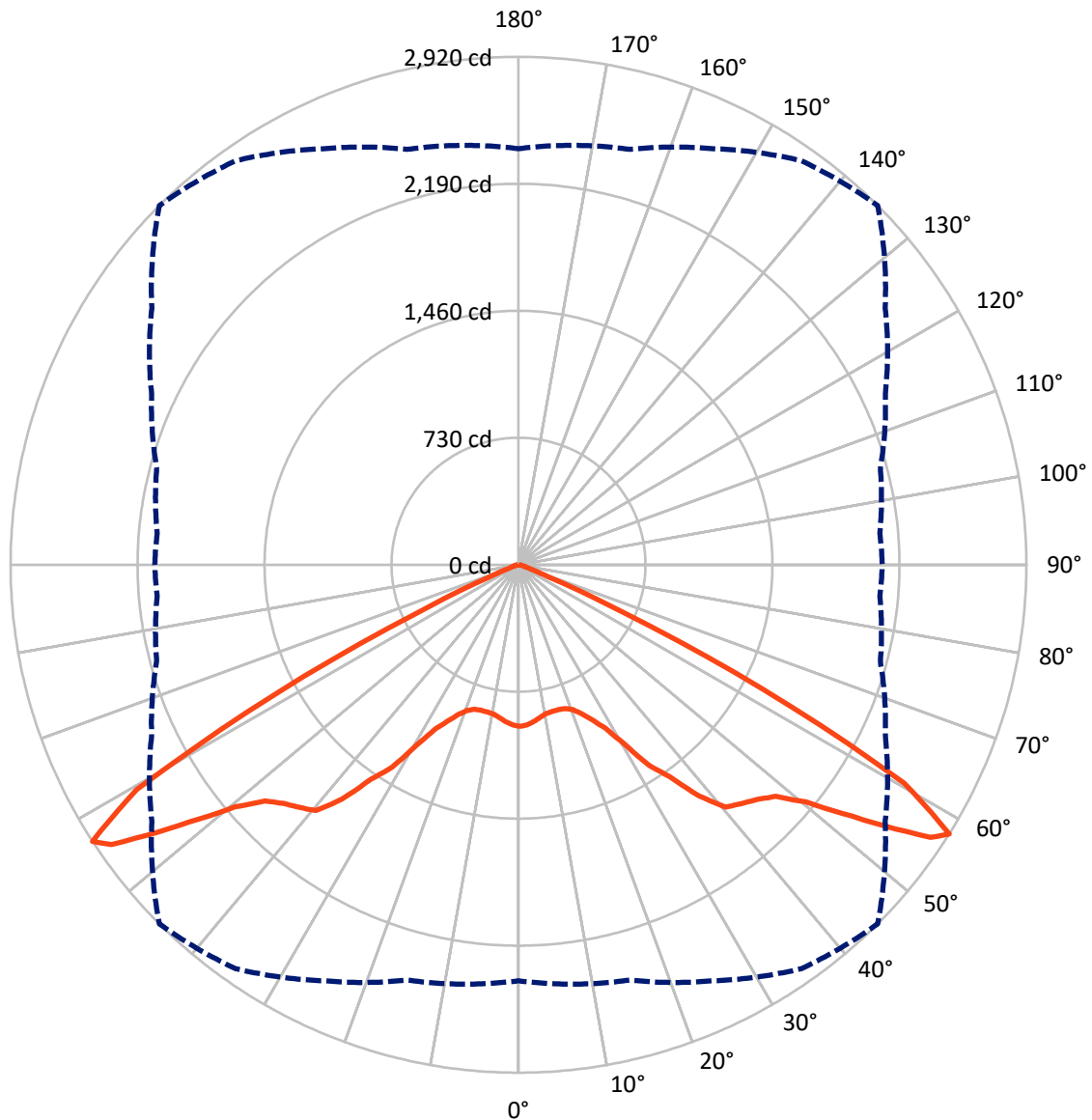
× Max cd
 - - - 1/2 Max cd



Based on 25 foot mounting height. Maximum calculated value = 1.5 fc
 Type V - Short - N/A

REPORT NUMBER: P653749
CATALOG NUMBER: GLAN-SA3A-840-U-5WQ-GRSBK

Luminous Intensity Polar Plot



— Vertical Plane Through 45-Deg Lateral - - - Horizontal Cone Through 57.5-Deg Vertical

REPORT NUMBER: P653749
 CATALOG NUMBER: GLAN-SA3A-840-U-5WQ-GRSBK

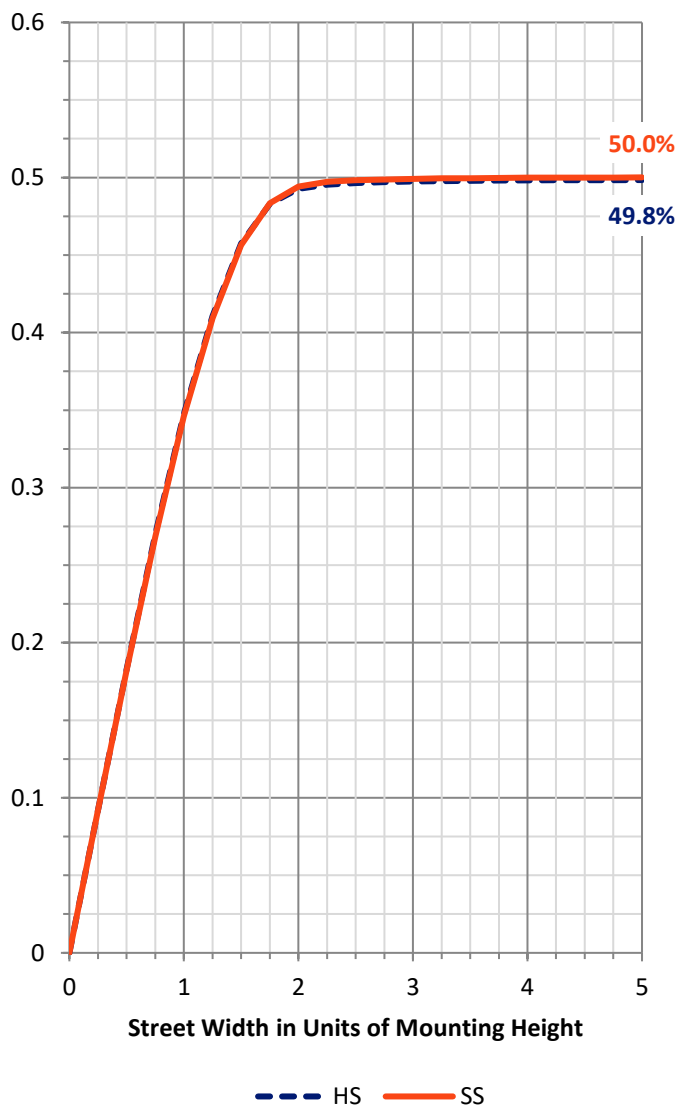
FLUX DISTRIBUTION:

		Downward	Upward	Total
House Side	Lumens	2994.4	0.0	2994.4
	% Fixture	50.0	0.0	50.0
Street Side	Lumens	2994.4	0.0	2994.4
	% Fixture	50.0	0.0	50.0
Total	Lumens	5988.8	0.0	5988.8
	% Fixture	100.0	0.0	100.0

ZONAL LUMENS:

Zone	Lumens	% Fixture
0°-10°	85.4	1.4
10°-20°	246.7	4.1
20°-30°	455.4	7.6
30°-40°	895.7	15.0
40°-50°	1458.8	24.4
50°-60°	2080.5	34.7
60°-70°	720.3	12.0
70°-80°	38.6	0.6
80°-90°	7.3	0.1
90°-100°	0.0	0.0
100°-110°	0.0	0.0
110°-120°	0.0	0.0
120°-130°	0.0	0.0
130°-140°	0.0	0.0
140°-150°	0.0	0.0
150°-160°	0.0	0.0
160°-170°	0.0	0.0
170°-180°	0.0	0.0
0°-90°	5988.8	100.0
0°-180°	5988.8	100.0

Coefficient of Utilization

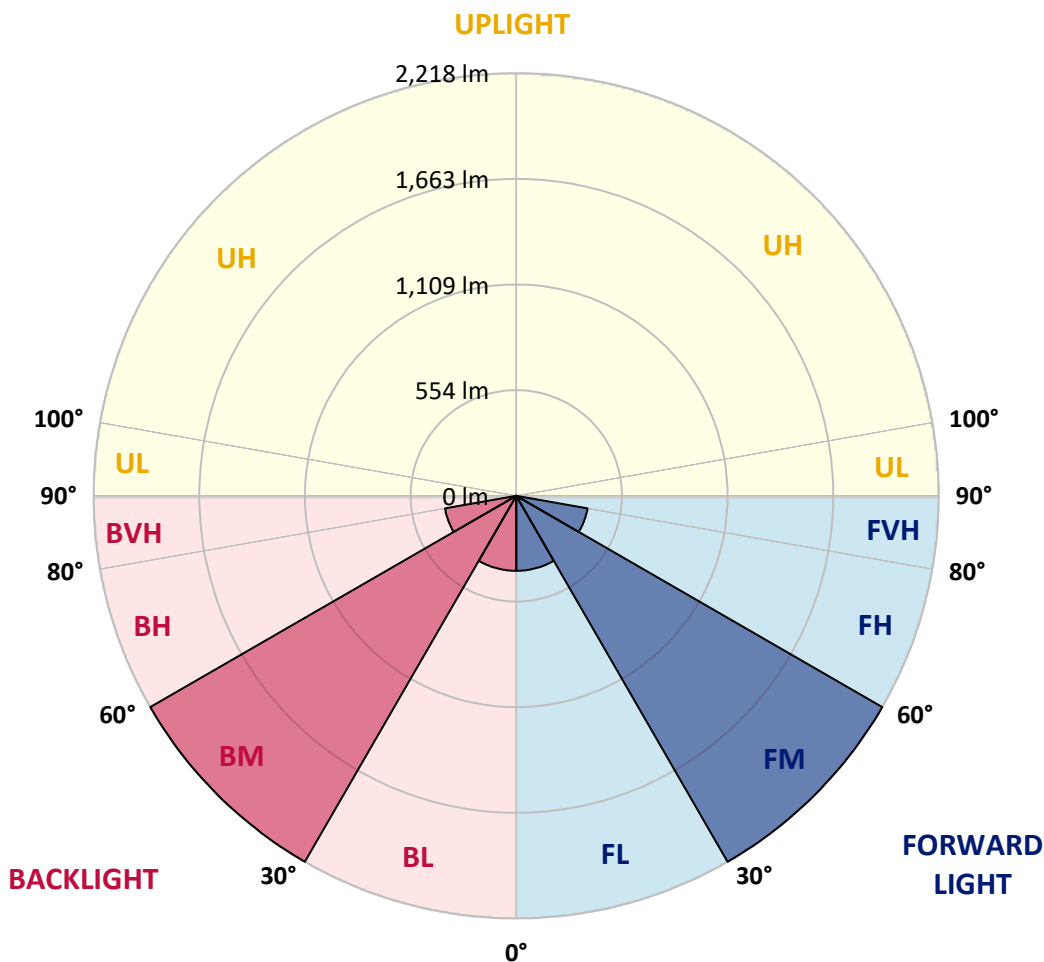


REPORT NUMBER: P653749
 CATALOG NUMBER: GLAN-SA3A-840-U-5WQ-GRSBK

LUMINAIRE CLASSIFICATION SYSTEM LUMEN TABLE AND BUG RATING:

Zone	Lumens	% Fixture	Zone Rating/Lumen Limit		
			B	U	G
FL (0°-30°)	393.8	6.6			
FM (30°-60°)	2217.5	37.0			
FH (60°-80°)	379.5	6.3			G0/660
FVH (80°-90°)	3.6	0.1			G0/10
BL (0°-30°)	393.8	6.6	B1/500		
BM (30°-60°)	2217.5	37.0	B2/2500		
BH (60°-80°)	379.5	6.3	B1/500		G0/660
BVH (80°-90°)	3.6	0.1			G0/10
UL (90°-100°)	0.0	0.0		U0/0	
UH (100°-180°)	0.0	0.0		U0/0	

BUG Rating: B2-U0-G0
 Type V Short





REPORT NUMBER: P653749

CATALOG NUMBER: GLAN-SA3A-840-U-5WQ-GRSBK

CANDELA DISTRIBUTION (FULL):

	0°	5°	15°	25°	35°	45°	55°	65°	75°	85°	90°
0°	928.9	928.9	928.9	928.9	928.9	928.9	928.9	928.9	928.9	928.9	928.9
2.5°	926.4	931.4	925.2	922.7	921.4	921.4	917.7	917.7	916.4	917.7	912.7
5°	911.5	916.4	916.4	915.2	907.7	907.7	902.7	900.2	901.5	896.4	900.2
7.5°	896.4	900.2	895.2	894.0	891.5	886.5	885.2	874.0	875.2	875.2	877.8
10°	894.0	892.7	885.2	879.0	871.5	870.3	866.5	864.0	864.0	862.8	866.5
12.5°	894.0	887.7	886.5	872.7	860.3	865.2	855.3	849.0	857.7	860.3	865.2
15°	892.7	898.9	877.8	871.5	862.8	864.0	855.3	849.0	854.0	856.5	860.3
17.5°	900.2	896.4	890.2	877.8	874.0	869.0	857.7	852.8	852.8	859.0	860.3
20°	920.1	910.2	897.7	891.5	895.2	888.9	875.2	856.5	861.5	866.5	870.3
22.5°	938.9	931.4	922.7	919.0	940.2	930.1	906.4	885.2	877.8	886.5	892.7
25°	975.1	975.1	958.9	963.9	987.6	988.8	961.3	923.9	919.0	922.7	925.2
27.5°	1048.8	1052.5	1038.8	1043.8	1053.8	1062.5	1038.8	1007.6	996.3	995.1	998.9
30°	1128.7	1136.2	1134.9	1156.1	1184.9	1189.8	1154.9	1103.7	1070.0	1063.8	1068.7
32.5°	1233.6	1237.3	1234.8	1259.8	1337.2	1373.4	1282.3	1209.9	1164.9	1176.1	1164.9
35°	1430.9	1427.1	1399.6	1404.6	1468.3	1494.5	1407.1	1360.9	1339.7	1362.2	1357.2
37.5°	1600.7	1586.9	1564.4	1596.9	1663.1	1686.8	1595.6	1514.5	1475.8	1513.2	1529.4
40°	1744.2	1709.2	1678.0	1710.5	1799.2	1831.6	1698.1	1631.9	1616.9	1644.3	1679.3
42.5°	1865.3	1842.9	1801.7	1804.1	1862.8	1877.8	1770.5	1731.7	1716.7	1760.5	1778.0
45°	1951.5	1930.3	1891.6	1889.1	1934.0	1924.0	1827.9	1801.7	1810.4	1839.1	1847.8
47.5°	1995.2	2006.5	1983.9	1990.2	2013.9	1990.2	1914.0	1914.0	1894.0	1911.5	1902.8
50°	2121.3	2086.4	2115.0	2115.0	2140.0	2142.5	2066.3	2038.9	1985.2	1955.2	1955.2
52.5°	2268.6	2271.1	2282.3	2323.5	2366.0	2402.2	2293.6	2176.3	2086.4	2047.6	2042.6
55°	2389.7	2414.7	2459.7	2537.0	2659.4	2709.4	2522.1	2312.3	2202.4	2142.5	2130.0
56°	2455.9	2432.2	2509.5	2615.7	2775.6	2840.5	2559.5	2339.7	2218.6	2151.3	2150.0
57.5°	2392.2	2418.5	2472.1	2639.4	2835.4	2920.4	2573.3	2327.3	2153.7	2085.1	2091.3
60°	1889.1	1914.0	1986.4	2173.7	2480.9	2547.1	2177.4	1919.0	1764.2	1665.6	1666.8
62.5°	1068.7	1087.5	1143.7	1317.3	1508.2	1571.9	1357.2	1184.9	1077.5	1022.6	1005.1
65°	393.3	385.8	394.5	483.2	600.6	654.2	564.3	476.9	420.8	400.8	393.3
67.5°	147.3	136.1	127.3	136.1	171.1	181.1	166.1	138.6	129.9	133.6	136.1
70°	91.2	86.1	68.7	64.9	63.7	62.4	66.2	69.9	79.9	93.6	96.1
72.5°	63.7	60.0	48.7	46.2	43.7	42.5	48.7	53.7	62.4	72.4	73.7
75°	25.0	26.2	25.0	27.5	28.7	29.9	35.0	38.7	42.5	42.5	41.2
77.5°	5.0	5.0	7.5	10.0	12.4	16.2	23.7	27.5	28.7	27.5	23.7
80°	0.0	0.0	2.5	5.0	10.0	13.7	21.2	23.7	26.2	23.7	18.8
82.5°	0.0	0.0	2.5	6.2	10.0	12.4	20.0	25.0	28.7	26.2	20.0
85°	0.0	0.0	2.5	5.0	7.5	8.7	8.7	6.2	6.2	3.8	2.5
87.5°	0.0	0.0	0.0	0.0	0.0	0.0	0.0	0.0	0.0	0.0	0.0
90°	0.0	0.0	0.0	0.0	0.0	0.0	0.0	0.0	0.0	0.0	0.0

(END OF REPORT)